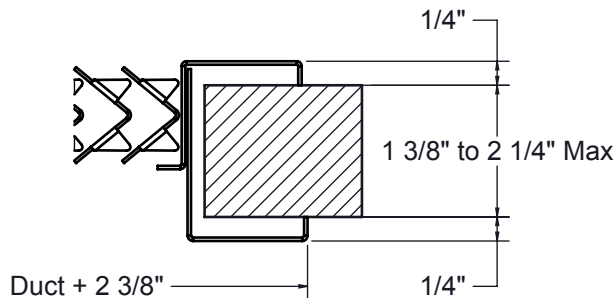
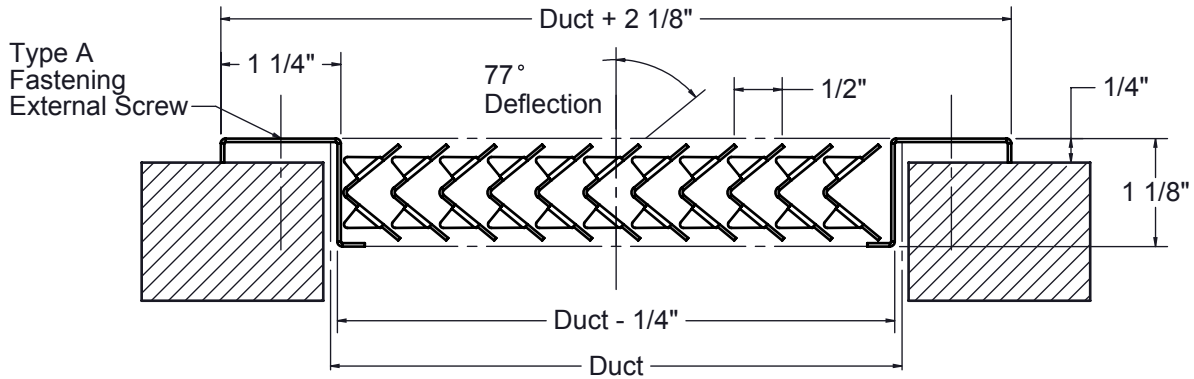
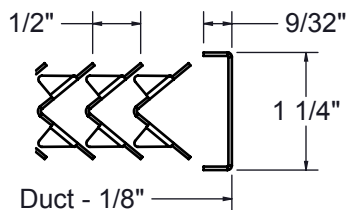


- Constructed of heavy duty 20 gauge steel
- Large free area while maintaining a sight proof design and stiffness
- Designed for installation on doors
- Can also be used in place of exhaust and return grilles where concealing plenums and ductworks is desired
- Minimum size is 6" wide x 4" high and maximum size is 30" x 30" - sizes available in 1" increments



Auxiliary Frame



Channel Frame

Options:

Horizontal Blades
Vertical Blades

Accessories:

Auxiliary Frame
Channel Frame

Finishes:

White (WH)
Aluminum Paint (AP)
Off-White (OW)
Flat Black (FB)
Match Paint (MP)

Dimensions in inches

| | | |
|-------------------|---------------------|---|
| Job: _____ | Tag: _____ | DXFR Transfer Grilles and Frames Steel |
| Location: _____ | Submitted By: _____ | |
| Architect: _____ | | |
| Engineer: _____ | | |
| Contractor: _____ | SD - 2198 | Rev: A (06/14) |

These drawings do not detail every aspect of the product. This submittal demonstrates general product dimensions; drawings are not to scale. Tuttle & Bailey reserves the right to make changes without notice. Copyright © 2014 Tuttle & Bailey www.tuttleandbailey.com