


# GRILLES & REGISTERS

## Grid Core



CRE500

EXTRUDED  
ALUMINUM

STEEL/ALUMINUM

Series CRE, CR and SCRE eggcrate grilles have grid cores capable of transferring or returning high air volumes at minimum pressure requirements. They match grid louvers in appearance on luminaries and fit both Lay-in T-Bar openings in suspended grid ceilings and overlap openings (surface mount) in hard ceilings and walls. The CRE and CR series have aluminum margins with aluminum grid cores. The SCRE series has a steel margin with aluminum grid core and can be used in fire rated ceiling applications.


### FEATURES

- 1-1/4" nominal overlap margin
- Furnished with countersunk screw holes and mounting screws
- Aluminum construction (CRE and CR series)
- Steel margin with aluminum grid core (SCRE series)
- CR series with U-frame can accommodate damper
- Three grid core styles: 1/2" x 1/2" x 1/2"(500), 1/2" x 1/2" x 1"(510), 1" x 1" x 1"(1000)
- Standard finish is White (WH)


### ACCESSORIES

- Optional opposed blade damper (SOBD – steel, AOBD – aluminum) is factory mounted and screwdriver operated from face of grille
- Optional aluminum mounting frame (A45) available for use in plaster applications to facilitate grille removal
- Optional steel mounting frame (45) available for use in plaster applications to facilitate grille removal

Available Sizes in One Piece	
Minimum	Maximum
6x4	48x48
Product available in one inch increments of width and height. Sizes greater than 48x48 are supplied in multiple sections.	



CRE1000



CR1000U