

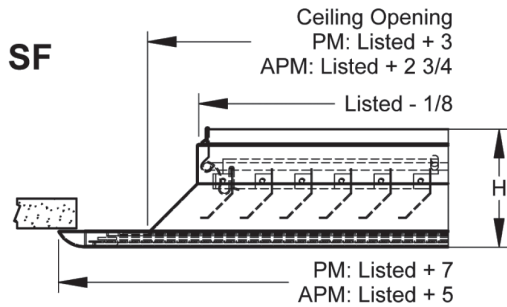


PRODUCT DIMENSIONS

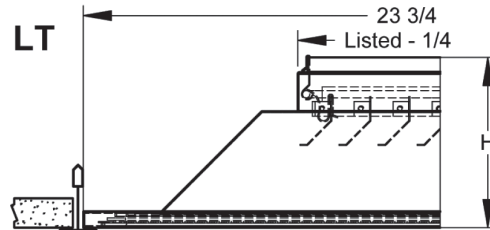
PM, APM Series

Margin Details: SF, LT, TG & NR

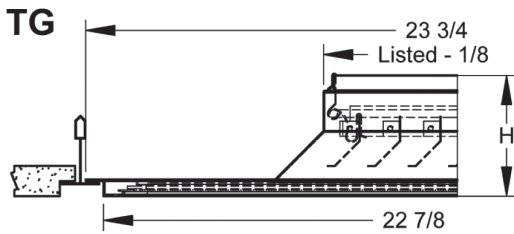
Margin SF, Surface Mount



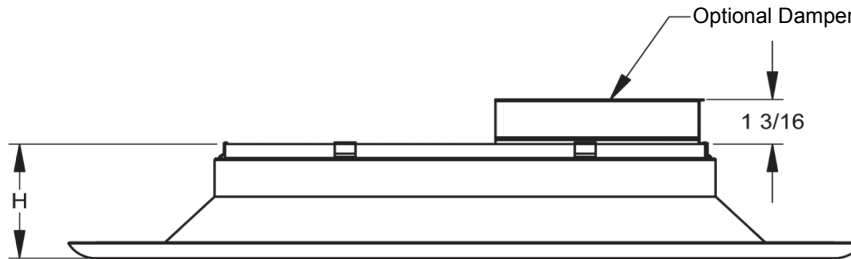
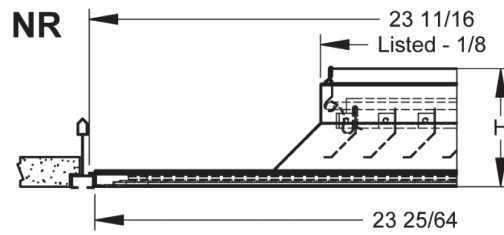
Margin LT, Lay-in T-Bar



Margin TG, Tegular 3/8 Drop Face



Margin NR, Narrow Regress



Model Margin	PM				APM			
	SF	LT	TG	NR	SF	LT	TG	NR
H	2 5/8	4	2 5/8	2 5/8	3	2 7/8	2 7/8	2 7/8

Modular Core Adjustments

